

7th International course on OPHTHALMIC AND OCULOPLASTIC RECONSTRUCTION AND TRAUMA SURGERY

In-depth lectures and 14 hours of highly realistic
hands-on trainings on the unmodified human tissue

worldwide
unique!



VIENNA, January 13th-15th 2016 Vienna General Hospital

Hosted by

Prof. Ursula Schmidt-Erfurth, MD

Chair of the Department of Ophthalmology, Medical University Vienna

Course directors

Prof. Franz-Josef Steinkogler, MD

Former Head of oculoplastic and
lacrimal surgery

Medical University Vienna

Prof. Stephan Kaminski, MD

Head of cornea bank

Medical University Vienna

Faculty

Prof. Franz-Josef Steinkogler, MD

Prof. Stephan Kaminski, MD

Prof. Andreas Kuchar, MD

Prof. Gerald Schmidinger, MD

Prof. Julius Lukas, MD

Roman Dunavölgyi, MD

1:1
cadaver : participant

Hands-on training

Suturing techniques
Lid reconstruction
Lacrimal reconstruction
Corneal laceration and perforations
Corneal transplantation
Scleral rupture
Keratoplasty à chaud
Globe rupture



advanced
ophthalmic
trainings

Alcon
a Novartis company

BROSS
MEDICAL



MEDICAL
UNIVERSITY
OF VIENNA

Universitätsklinik für
Augenheilkunde
und Optometrie

BAUSCH+LOMB

Cataract & Refractive Surgery
EUROPE TODAY

Springer Medizin

30 Punkte



find us on
facebook




SUBSCRIBE TO

CRST EUROPE

Cataract & Refractive Surgery Today

LOGON NOW TO

WWW.CRSTODAYEUROPE.COM



Dear colleagues,



Franz-Josef Steinkogler

we would like to invite you to the seventh Viennese ophthalmic trauma surgery course in January 2016.

Trauma surgery in ophthalmology is of increasing importance and as trauma is not a scheduled surgery training possibilities are rare. A very limited number of 15 participants will be supplied with in-depth information on anterior segment, eye lid and lacrimal trauma surgery. The goal is to provide the participants with the complex theoretical and practical know-how to perform self-critical and self-sufficient trauma work.

The very successful prior six courses have clearly shown that this advanced training course is sustainable and outstanding due to the special focus on the unique and comprehensive microsurgical hands-on training on human tissue (cadaver) that is not preserved and known worldwide for its unique quality.

Take the opportunity to combine state-of-the-art hands-on training with a visit to the wonderful city of Vienna. An attractive social programme will give you the possibility to exchange with colleagues on an international level. We are looking forward to welcoming you personally to this international advanced training course in Vienna.

Yours sincerely,

A handwritten signature in black ink, appearing to read 'F. Steinkogler'.

Franz-Josef Steinkogler

A handwritten signature in black ink, appearing to read 'S. Kaminski'.

Stephan Kaminski

About:

advanced ophthalmic trainings® is a brand of BMMC and an innovative company, specialized in planning, organizing and operating theoretical and practical (wet-labs) training courses for ophthalmic surgeons on a national and international level.

Find more information at www.ophtalmictrainings.com and on facebook®. 

7th International course on ophthalmic and oculoplastic reconstruction and trauma surgery

Goal:

Proficiency in the theoretical foundations, the performance of different surgical techniques and the management of complications within complex oculoplastic and reconstructive operations of cornea, sclera, lids and lacrimal system.

Content and programme:

The 3 day course consists of compact lectures which cover the theoretical basics for the following extensive hands-on wet-labs. The main topics are:

- Suturing techniques (corneal, scleral, lid, lacrimal)
- Lid reconstruction (skin grafts)
- Lacrimal reconstruction (silicon ring intubation, bicanalicular intubation to the nose)
- Corneal laceration and perforations
- Scleral rupture
- Corneal transplantation
- Keratoplasty à chaud
- Globe rupture

The microsurgical training modules will be accompanied by lectures. Each participant will have a minimum duration of 14 hours for extensive hands-on surgeries on the human tissue.

The programme of the first day concentrates on the theoretical background. In addition to lectures, the second and third day focus mainly on intensive practical trainings.

Participants:

This in-depth workshop is addressed to hospital based ophthalmic surgeons and ophthalmologic practitioners to improve their theoretical and practical competence in a unique manner.

Please note: Due to the extraordinary course setup the number of participants is limited to a maximum of 15 persons.

Approach and method:

The lectures are followed by a step-by-step approach. Assisted with video equipment the course directors will demonstrate live how to perform the adequate surgical procedure before you will work directly on your own human specimen.

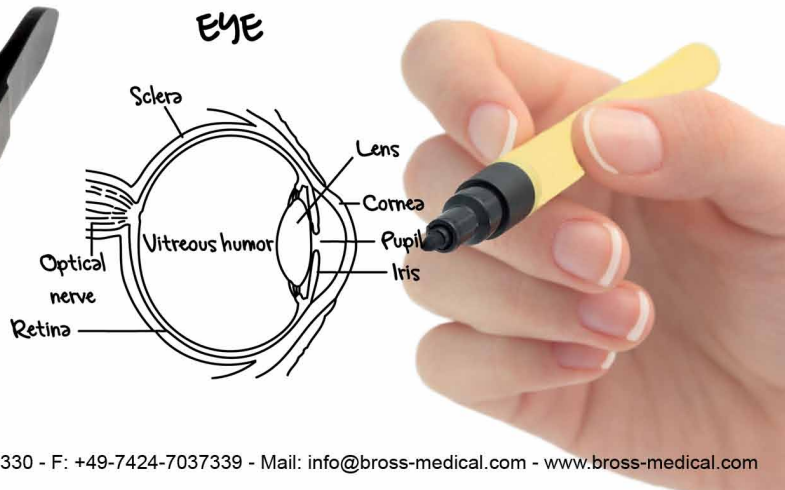
A team of medical instructors will respond to your questions taking your individual skills into consideration, give advice and personal assistance.

Employees of advanced ophthalmic trainings will assist you with the surgical equipment. To keep concentration on a high level, several coffee breaks and lunch are included.

Completion:

Participants from Austria will receive DFP points. All participants will receive a certificate at the end of the course.

Enjoy your Workshop



The programme

January 13th 2016

Opening remarks

Introduction and course overview

Statistics of traumatology and Basics of Wound Management

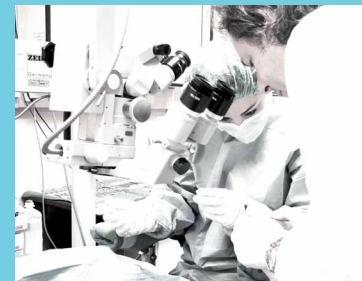
Corneoscleral injuries, wound treatment and corneal suture techniques

Lid reconstruction – basics and techniques

Use of operation microscopes for microsurgical procedures in Ophthalmology

„Incomparable human tissue!“

„You´ve got the feeling you work with a patient“



January 14th 2016

Video Session: Cornea surgical technique

Corneal injuries, PKP - Hands-on Training

Lecture: lacrimal system

Lid reconstruction – Hands-on Training

Free practicing

Social evening at a typical Viennese location with authentic food

January 15th 2016

Lacrimal system – Hands-on Training

Lecture: Endophthalmitis

Chemical burns

Transplantation of stem cells

Free practicing

Farewell

In order to focus on the individual needs of each participant and to ensure that some surgical procedures can be performed several times the free practicing parts at the end of the second and third day are considered to have „open ends“.

Clinical situations and the work on unmodified human tissue

Self-sufficient and self-critical surgical work is of paramount importance.

The ultimate goal of this unique hands-on advanced training course is to transfer state-of-the-art medical knowledge and practical surgical skills through the knowledge and expertise of leading experts in combination with the extensive direct surgical work on human specimen to reflect clinical procedures and surgical interventions as close to reality as possible.

The surgical trainings are conducted on human tissue (cadaver) that is not preserved or modified in any way and through very special and careful handling ensured to be not older than 24-48 hours.

This guarantees that the haptic difference between the work on the human tissue the participants work on and the work on real patients is – from the surgical point of view – marginal.

As a participant you will experience pressure free true “hands-on” surgical knowledge that is simply unique.



Ophthalmic-surgical workstations

Within the comprehensive hands-on parts of the advanced training course you will work in a state-of-the-art medical laboratory with most modern equipped workstations providing every comfort – including master workstations with video transmission.

Each participant will work on her/his own workstation which is fully equipped with:

- Human tissue
- Microsurgical instruments from the renowned manufacturer BROSS Medical (www.bross-medical.com)
- Medical appliances from leading suppliers (e.g. Bausch & Lomb®, Alcon, etc.)
- Zeiss® microscope

One single workstation for each participant guarantees you a pure individual hands-on training of a minimum of 14 hours.

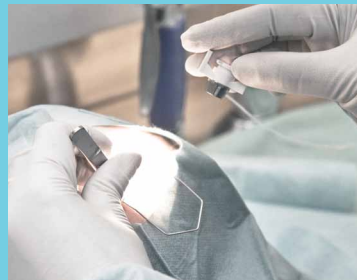
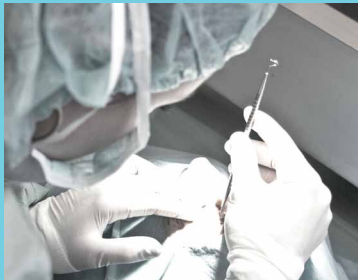


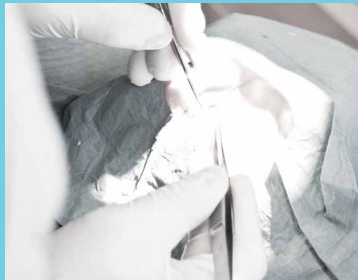
Hosted by:	Prof. Ursula Schmidt-Erfurth, MD
Course directors:	Prof. Franz-Josef Steinkogler, MD, Asst. Prof. Stephan Kaminski, MD
Faculty:	Prof. Franz-Josef Steinkogler, MD, Prof. Andreas Kuchar, MD, Prof. Julius Lukas, MD, Prof. Birgit Lackner, MD, Asst. Prof. Stephan Kaminski, MD, Roman Dunavölgyi, MD
Location:	Vienna General Hospital (AKH) / Neurosurgical Laboratory
Date:	January 13 th - 15 th 2016
Course language:	English
Registration:	Via attached registration form or go to www.opthalmictrainings.com
Closing date:	November 30 th 2015 Please note: limited number of 15 participants
Participation fee:	EUR 2.950,-(incl. 20% VAT)
Dress code:	Comfortable; laboratory clothing will be provided
Terms:	Participation is subject to available places. The General Terms and Conditions of advanced ophthalmic trainings are valid (available for download at the homepage of advanced ophthalmic trainings).

Impressions of previous courses and participants' comments

„Great course - better than any congress“

„Simply unique, thank you“





„I've never experienced anything similar“

„Thank you for the hints and patience“

Registration – Fax: +43 2243 20 898 15

I hereby register for the „7th International course on ophthalmic and oculoplastic reconstruction and trauma surgery“, January 13th - 15th 2016, Vienna General Hospital, at the participation fee of EUR 2.950,- (incl. 20% VAT):

Male Female

Title:..... Name:..... Surname:.....

Street/Number:..... Zip-Code, City:..... Country:.....

Hospital:..... Department/Function:.....

Phone:..... Fax:.....

E-Mail:..... (to get more information about the course via E-Mail)

This personal registration is binding. Within 3 days after the registration and subject to free places I will receive a written confirmation of my registration together with the invoice and the bank details for the transfer of the participation fee. I will be informed if the training course is already fully booked and if there is an alternative date for this training course. In this case I may disregard my registration.

With my signature I accept the General Terms and Conditions of advanced ophthalmic trainings.
(available at www.ophtalmictrainings.com).

Date, Signature:.....

advanced ophthalmic trainings® is a brand of BMMC.

BMMC - Brands Minds Media Communication,

Inkustrasse 1-7/3/2.OG, A-3400 Klosterneuburg,

E-Mail: office@ophtalmictrainings.com, Web: www.ophtalmictrainings.com,

CRN: FN 410961f, UID: ATU68514155




Unser Auge - Spiegelbild der Seele.



Andre Augen-Medizinprodukte GmbH

Schwefel 93 | A-6850 Dornbirn | Telefon +43 (0)5572 22584 | office@andre.at | www.andre.at

Register now by registration form inside
or at www.opthalmictrainings.com

 Be the first to know and become a fan of
advanced ophthalmic trainings on facebook®
www.facebook.com/opthalmictrainings



At a glance:

- Course directors: leading experts in ophthalmic and oculoplastic reconstruction and trauma surgery
- Three days hands-on course on unmodified human tissue (cadaver) not older than 24-48 hours
- Minimum of 14 hours of practical training for each participant
- A team of 6 ophthlmo-surgical experts to assist you personally
- Discussion of specific operations by faculty members
- Full state-of-the-art surgical workstation for each participant
- Detailed personal script
- Coffee breaks and lunch included
- Social evening at a typical Viennese location with authentic food

Contact: BMMC - Brands Minds Media Communication
Tel.: +43 (0) 2243 / 20 898 | Fax.: +43 (0) 2243 / 20 898 15 | Mail: office@ophthalmictrainings.com

advanced ophthalmic trainings®
is a brand of **BMMC.**